

Application of Bessel's functions in the modelling of chemical engineering processes

T. St. Petrova

*Institute of Chemical Engineering, Bulgarian Academy of Sciences,
Acad. G. Bonchev St., Block 103, 1113 Sofia, Bulgaria*

Received March 18, 2009

It is shown, that under given conditions the differential equations, describing some kind of transfer processes, allow an exact solution, expressed by Bessel's functions. For that purpose a wide range literature survey, covering the modelling of transfer processes in chemical engineering as well as in the related fields, is done. The typical examples from hydrodynamics, heat transfer, diffusion, bioprocesses and so on, are considered and discussed.

Keywords: chemical engineering, transfer processes, modelling, Bessel's functions.

INTRODUCTION

Modelling of transfer processes is based on the construction of some hypothesis for the process state and its growth in the space and time. The next step is to express that hypothesis by specific mathematical structure, *e.g.*, to work out equations – ordinary (ODE) or partial differential (PDE), in which the unknown process function and variables are taking part. The sound reasoning to compose these equations follows from balance of transfer towards certain volume or boundaries. Finally, to "shut up" the resulting system of equations it is necessary to lay down the initial or/and boundary conditions for unknown functions and variables over the boundary domain and time interval, where the process occurred. When the initial time conditions are given and the domain for other independent variables (coordinates) is not fixed preliminary, the so called Cauchy's problem is obtained. If the unknown function(s) are determined on the domain boundaries, the boundary value problem exists. The most often used type of boundary conditions are those of Dirichlet (value of unknown function at the boundary) and Neumann's (the value of normal derivative of this function at the boundary) conditions.

The number of cases, where the so composed system of equations and initial and boundary conditions (model of process) admits solution (exact or numerical), is limited. The more complete account of all alterations of the unknown functions and values leads to a more complex and unsolvable

model, especially when introducing physical or geometrical non-linearity. There are several approaches to obtain the exact solution, the common between them is to decrease the number of independent variables and reduce the above system to a simpler and solvable system, for example:

- introducing of additional assumptions to simplify the system (symmetry, isotropy, independence from temperature, time, *etc.*)
- applying of different integral transformations (Laplace, Fourier), method of separation of variables, method of eigenfunctions and eigenvalues;
- expansion of the unknown function in series (Taylor, Fourier), using special functions (Green, harmonic, *etc.*).

The above mentioned approaches to obtaining the solution are related mainly to systems containing linear PDE of second order and corresponding initial and boundary conditions. The various kinds of linear PDE, domain boundaries and boundary conditions, as well as methods for solving some linear PDE are well-known and these can be seen in a lot of mathematical textbooks like [1, Ch. 8].

In this work, the focus is centred only on those cases, where the linear PDE's describing various chemical transfer processes, allow the exact solution expressed in terms of one special kind of functions – Bessel's functions (BF). Modelling of different process cases from hydrodynamics, diffusion, heat transfer and other interdisciplinary topics, which illustrated the wide application of the BF, are considered. The theoretical conditions needed to obtain a solution in BF are briefly represented in next section.

* To whom all correspondence should be sent:
E-mail: tpetrova@ice.bas.bg

TYPES OF LINEAR PDES IN TRANSFER PROCESS MODELLING AND CONDITIONS FOR THEIR REDUCING TO BESSEL'S ODE. BESSEL'S ODE SOLUTIONS AND THEIR PROPERTIES

Some of the most used in transfer processes modelling linear PDE of second order are represented in Figure 1. For simplicity, the considered equations are written towards a function $f = f(x, t)$ of only two linearly independent variables, with constant coefficients. Generally speaking, the elliptical PDE describe stationary processes (distribution of temperature and electrostatic fields, elastic deformation). Parabolic and hyperbolic PDE describe time-dependent, transient processes (free fluctuations after a given initial disturbance), or processes of distribution of the disturbances (forced fluctuations, emitting waves) [2].

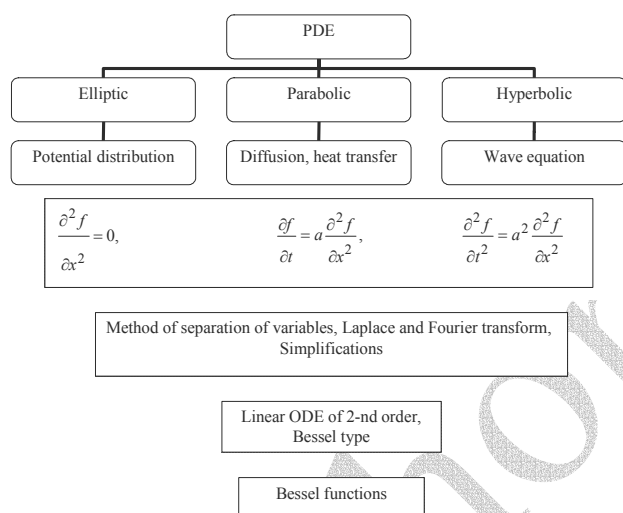


Fig. 1. Connection between linear PDE and Bessel's ODE.

The representatives of linear elliptical PDE are Laplace, Poisson and Helmholtz equations. The Laplace equation describes a potential field distribution. If the right hand side of this equation is not equal to zero, we have inhomogeneity and the so called Poisson equation. Here the inhomogeneity is a result of internal impact (force, heat, current and other sources) on the considered domain.

The parabolic PDE widespread representatives are heat transfer and diffusion equations. They can be reduced and solved by the method of separation of variables (MSV) and their solutions contain exponential functions of negative arguments, partial solutions of Helmholtz equation and arbitrary constants; the latter ones are determined from the problem boundary conditions.

The typical example of hyperbolic PDE is the wave equation. It can be solved with the D'Alambert

formulae when two initial conditions for the unknown function and its derivative are given. The Laplace and Fourier transforms are used to convert a hyperbolic into the elliptic type PDE towards one of the spatial coordinates. Another way to reduce it is to apply the MSV both to hyperbolic and parabolic PDE in the cases of mixed problems. The Helmholtz equation represents time-independent form of wave equation, obtained by him after applying the MSV. This equation is used in problems of transmission and distribution of electro-magnetic, seismologic and other waves in space.

Commonly speaking when we try to solve some of the most familiar linear PDE we become aware of the fact that to apply one of several methods decreasing the number of independent variables, the Bessel ODE may appear as a result in certain cases. It is occurring most frequently when we search solutions of linear boundary problems consisting in Laplace or Helmholtz equation in cylindrical or spherical coordinates. One of the most popular ways to find it is to apply MSV, which turns the basic equation into a set of ODEs, each one of them is towards one independent variable only. Then non-trivial solutions of ODE must be detected such ones that satisfy the given boundary conditions only for the eigenvalues and respectively the searched solution is expressed by the corresponding set-up of orthogonal eigenfunctions and unknown coefficients. In problems with cylindrical or spherical symmetry, these orthogonal eigenfunctions are solutions of Laplace operator; in case of Cartesian coordinates the trigonometric functions appear [3]. The unknown coefficients are determined from the boundary conditions with the requirement that the solution must be physically reliable.

The MSV is a very simple and powerful instrument but its application is possible only if the following conditions are fulfilled [4]: "(i) the variables are separable out in the given coordinate system, (ii) the existence of an infinite set of eigenfunctions for the reduced, self-adjoint ordinary differential equation, (iii) the orthogonality of the eigenfunctions permitting the direct evaluation of the coefficients in the series expansion that represents the solution, and (iv) the boundary data are given on constant coordinate lines". The last restriction can be overcome successfully with newly discovered way [4], proposed recently for a heat conduction linear problems in domains with complex geometry. When the MSV is applicable and we have Bessel's type of ODE, the following solutions are well-known – these are the so called Bessel's functions (BF). They can be classified (Figs. 2–5) according to the coordinate system

considered and type of space – real or complex. Since Bessel's ODE is of second order, it has two linearly independent solutions. Each linear combination of these solutions is also a solution.

As it is seen from Fig. 3, 4 and 5 different types of BF have different behaviour. The cylindrical BF of 1-st kind is limited at point $x = 0$, but those of 2-nd kind here turned to infinity. The BF of 3-th kind are also limited at the same point, but for the case of too large complex argument. It can be seen from Figure 4 that the values of modified BF are real numbers at complex value of its argument. Unlike BF of 1-st and 2-nd kind, which are oscillating

functions of real argument, the modified BF I_α and K_α are exponentially increasing/decreasing functions of complex arguments. In Figure 5 the spherical BF are represented.

The BF properties are described at some length [3, 5–10], but even nowadays they still continue to be a subject of learning and intrigue many researchers from various scientific fields [11–15]. The general properties of BF are: 1) they can be developed in asymptotic series, 2) they are orthogonal functions, 3) they satisfy various recurrent relations and 4) they permit various integral representations.

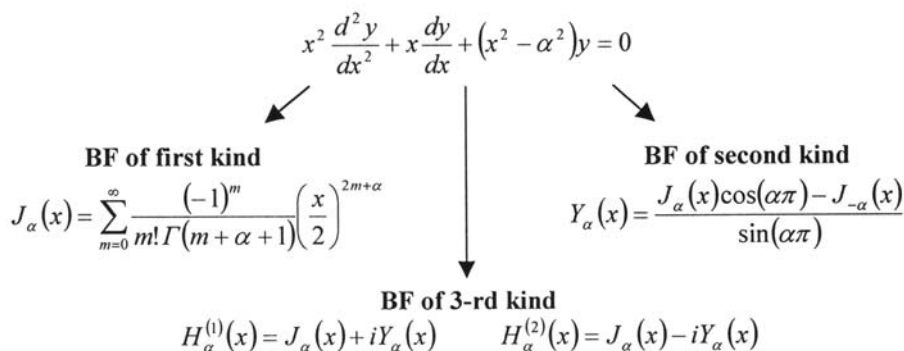


Fig. 2. Cylindrical Bessel's functions of 1-st, 2-nd and 3-th kind (solutions of Bessel's ODE in cylindrical coordinates) $J_\alpha(x)$, $Y_\alpha(x)$, $H_\alpha^{(1)}(x)$ and $H_\alpha^{(2)}(x)$.

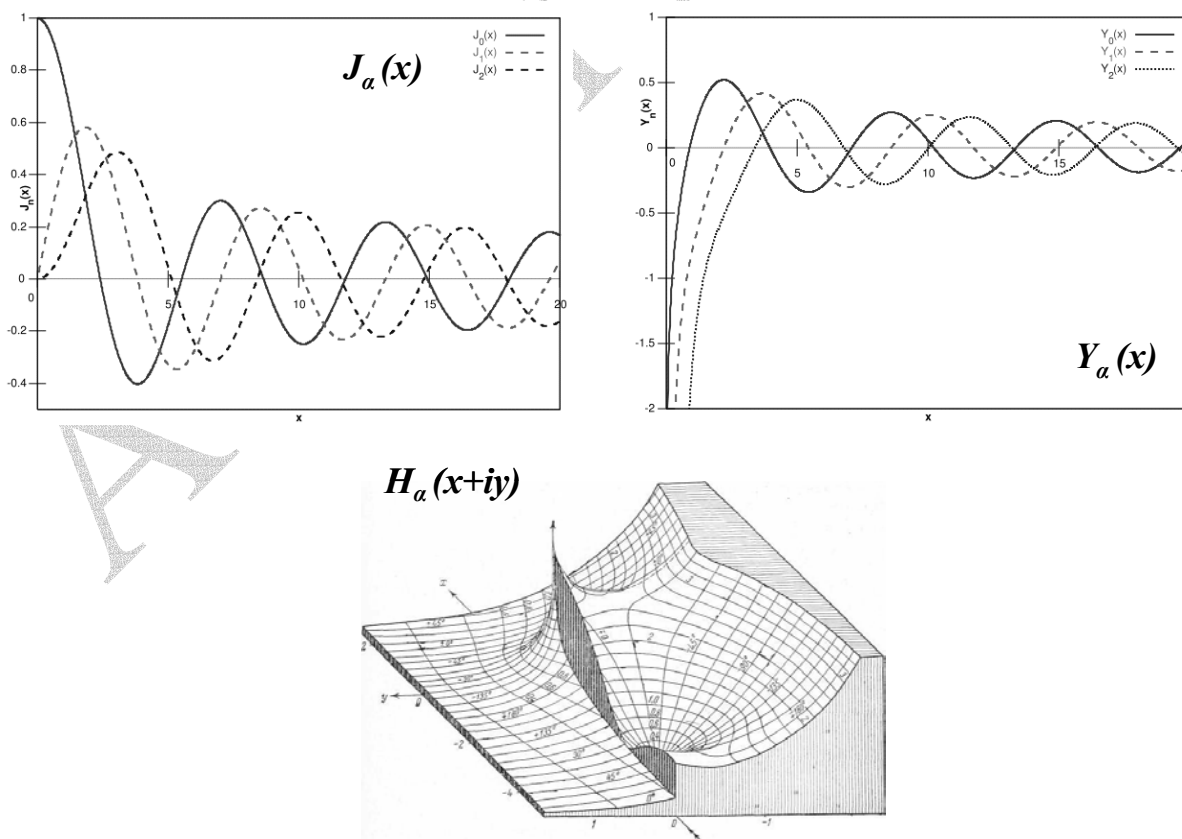


Fig. 3. Graphical representation of $J_\alpha(x)$, $Y_\alpha(x)$, and $H_\alpha(x+iy)$.

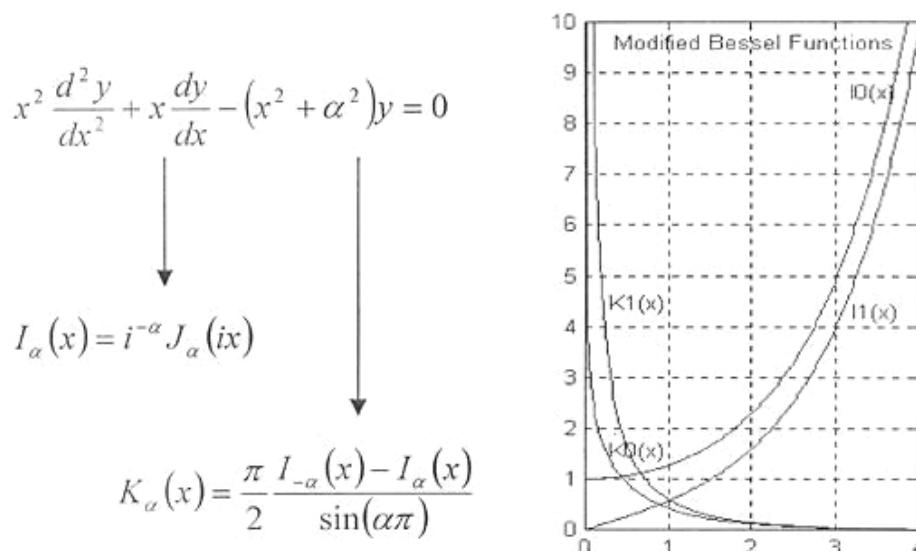


Fig. 4. Modified Bessel's functions I_α and K_α .

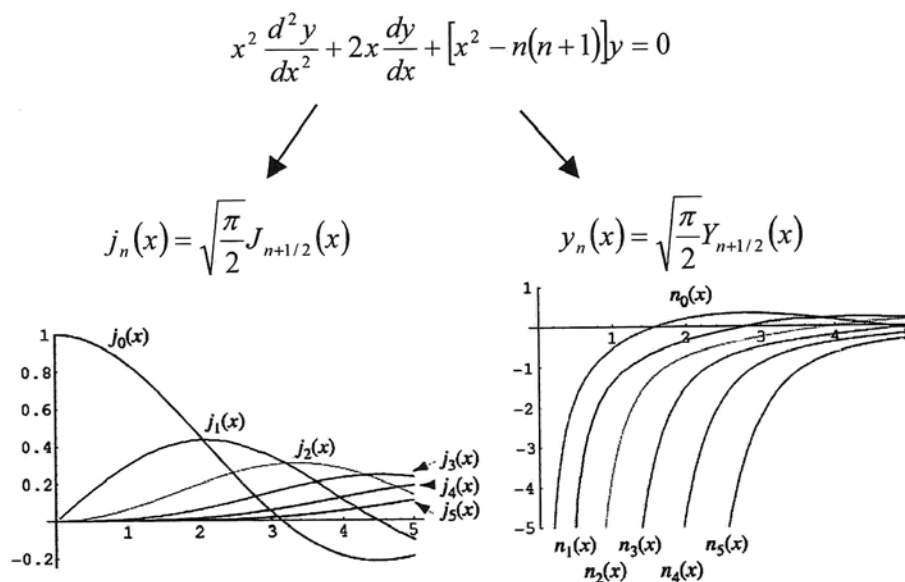


Fig. 5. Spherical Bessel's functions j_n and y_n .

Zeros of BF played crucial role in their implementation in practice. Relton [16] shows that the number of that zeros turns to infinity. In principle, their calculation is often very complex but if it was done once, they can be used repeatedly. At present the Bessel's ODE solutions and zero's calculation and their graphical representation are laid at the core of many modern software packages [17–19].

After this brief introduction to the mathematical apparatus connected to BF, some examples of chemical engineering processes in hydrodynamics, heat and mass transfer, bioprocesses and *etc.* will be described, in which modelling the BF appeared.

EXAMPLES OF BF APPLICATION TO MODELLING OF TRANSFER PROCESSES IN CHEMICAL ENGINEERING

Heat transfer

The classical example for illustration of MSV application in this area is the heat transfer in homogeneous infinite cylinder with surface area S and radius R_0 . The mathematical process description is given by:

$$\frac{\partial U}{\partial t} = a^2 \left(\frac{\partial^2 U}{\partial r^2} + \frac{1}{r} \frac{\partial U}{\partial r} + \frac{1}{r^2} \frac{\partial^2 U}{\partial \varphi^2} \right) \quad (1)$$

$$U(r,0) = f(r), \quad U(R_0, t)|_S = 0. \quad (2)$$

Assuming that at each point in the cylinder the temperature $U = U(r, \varphi, t)$ depends only on the radii r , the above equation will be simplified into next one:

$$\frac{\partial U}{\partial t} = a^2 \left(\frac{\partial^2 U}{\partial r^2} + \frac{1}{r} \frac{\partial U}{\partial r} \right). \quad (3)$$

Let the MSV be applied, *i.e.*, we look for a non-trivial solution of the type $U(r, t) = R(r) \cdot T(t)$, which satisfies the boundary and initial conditions. After the substitution and rearrangement the next system of two ODEs follows:

$$\frac{T'(t)}{a^2 T(t)} = \frac{r^2 R''(r) + rR'(r)}{r^2 R(r)} = -\lambda^2$$

or

$$\begin{cases} T'(t) + a^2 \lambda^2 T(t) = 0 \\ r^2 R''(r) + rR'(r) + (\lambda^2 r^2 - 0)R(r) = 0 \end{cases} \quad (4)$$

The constant λ is called "separation constant" and it is determined from the boundary (or similar to them) conditions. The second equation in (4) is Bessel's ODE towards coordinate r , λ_k are the eigenvalues with corresponding eigenfunctions $J_0(\lambda_k r)$. Finally, the exact solution of Eqn. (3) is given as:

$$U(r, t) = \sum_{k=1}^{\infty} A_k J_0(\lambda_k r) \exp(-a^2 \lambda_k^2 t) \quad (5)$$

The obtained in this (or similar) way exact solution in terms of BF can be used to calculate several important parameters needed in design and construction of chemical engineering apparatuses and equipment like heat exchangers and their components. Typical example for the efficiency calculation of finned elliptical-tube heat exchangers, part of the drying system in Brazilian powdered milk plant, is considered in [20]. The efficiency $\eta(\theta)$ of a rectangular fin in an elliptical tube as a function of the polar coordinate θ is expressed by:

$$\eta(\theta) = \frac{2r_0(\theta)}{m[r_c^2 - r_0^2(\theta)]} \cdot \frac{\{I_1(mr_c)K_1[mr_0(\theta)] - I_1[mr_0(\theta)]K_1(mr_c)\}}{\{I_0[mr_0(\theta)]K_1(mr_c) + I_1(mr_c)K_0[mr_0(\theta)]\}} \quad (6)$$

$$m = \sqrt{\frac{2h_{sl}}{k_{fin}S}}$$

where I_0, I_1 and K_0, K_1 are modified BF of 1-st and 2-nd kind respectively, k_{fin} is the fin thermal conductivity, h_{sl} is the shell exchanger heat-transfer coefficient, s – the fin thickness, r_0, r_c – geometrical parameters of finned elliptical-tube.

An analogous situation exists in the calculation of cooling towers efficiency. The towers consist of the plate-finned tubes with external radius R [21]. These plate-finned tubes are approximately simulated through round tubes with an equivalent radius r_f , when a criterion for equal performance is adopted. The simplification based on the asymptotic properties of BF was considered likewise and finally the efficiency takes the form:

$$\eta = \tanh(mR\phi) / mR\phi$$

where

$$\phi = \left(\frac{r_f}{R} - 1 \right) \left[1 + 0,35 \ln \frac{r_f}{R} \right] \quad (7)$$

In the case of more complex fin geometry – cylindrical fins with hyperbolic profile [22], two simple numerical procedures for solving general Bessel's ODE are proposed to estimate the temperature changes in such fins. The aim of these procedures is to evade the assessment of elegant, but sophisticated exact solution for temperature distribution and to correspond with fin's efficiencies expressed by modified BF of fractional order. In the later work [23] a new way to facilitate the calculations, manifesting modified BF with exponential functions, is suggested. The comparison made between the exact and approximated formulas in regard to efficiency shows that efficiency value can be calculated sufficiently precise with approximated formulae, which require using of electronic calculator only.

Another case when the BF arises is heat transfer modelling as considered in [24]. Here the problem of cross-flow streaming of heated object with large value of length to diameter ratio (like thermoanemometer) is solved for small Pe numbers using the theory of analytic functions. After applying the right and reverse Fourier transform action and taking into account the integral form of modified BF [9] in the obtained solution, the following exact expression for the Nusselt number is worked out:

$$Nu = 2/K_0(Pe/4), \quad (8)$$

where Nu is the ratio of convective to conductive heat transfer across (normally to) the boundary, K_0 is a modified BF of 2-nd kind. The comparison done between Eqn. (8) and other theoretical relations is

very good, as well as a qualitative similarity to the experimental data was observed.

Mass transfer

Owing to the analogy between mathematical descriptions of heat and mass transfer processes, the BF arises again as solutions of various diffusion type of processes. In [25] a model is proposed describing changes in tracer (solid phosphorus) concentration profiles in the apparatus with circulation fluidized bed. Mixing of flow of dispersed particles in ascending line is characterized by the coefficients of axial and radial dispersion D_a and D_r . If the tracer injection like delta-function at the beginning is provided and the tracer concentration $c = c(t, x, r)$ profiles are evaluated by a dispersion model with ideal displacement, the diffusion and convection under conditions of steady flow is described by:

$$D_a \frac{\partial^2 c}{\partial x^2} + \frac{D_r}{r} \frac{\partial}{\partial r} \left(r \frac{\partial c}{\partial r} \right) - U_s \frac{\partial c}{\partial x} = \frac{\partial c}{\partial t} \quad (9)$$

at the following boundary and initial conditions:

$$r = R, \quad \frac{\partial c}{\partial r} = 0; \quad r = 0, \quad \frac{\partial c}{\partial r} = 0, \quad x = -\infty, \quad c = 0; \\ c(t, x, r) = c_0 \cdot \delta(t, x, r) \quad (10)$$

The analytical solution of the upper system has a dimensionless form:

$$\frac{c}{c_0} = \frac{\exp(\varphi \xi)}{2\pi\sqrt{\pi\theta}} \cdot \sum_{n=0}^{\infty} \frac{J_0(\beta_n \rho)}{J_0^2(\beta_n)} \left[-\frac{\xi^2}{4\theta} - (\varphi^2 + \beta_n^2)\theta \right] \quad (11)$$

$$\rho = \frac{r}{R}, \quad \xi = \frac{z\sqrt{D_r}}{R\sqrt{D_a}}, \quad \varphi = \frac{U_s \cdot R}{2\sqrt{D_a D_r}}, \\ \theta = \frac{D_r \cdot t}{R^2}, \quad Pe_a = \frac{U_s \cdot L}{D_a}, \quad Pe_r = \frac{2U_s \cdot R}{D_r}$$

Perhaps except only sections near the wall of air duct, the match between model and experiment is very good [25, Fig. 4–6]. The dimensionless equations, in which Peclet numbers are determined as a functions of Reynolds number and bed porosity, are derived too (mean error 10%).

In two consecutive works [26, 27] the problem of transfer modelling of one or more pollutants in anisotropic underground media into the horizontal and vertical direction has been studied. The respective system of advection-dispersion equation and initial and boundary conditions is solved analytically where values of axial and radial Pe numbers are unknown. They are determined later on by solving the inverse problem with Monte-Carlo method and

experimental data for pollutants distribution.

$$\frac{\partial C}{\partial t} + u \frac{\partial C}{\partial x} = \frac{\eta}{Pe_R} \left(\frac{\partial^2 C}{\partial r^2} + \frac{1}{r} \frac{\partial C}{\partial r} \right) + \frac{1}{Pe_L} \frac{\partial^2 C}{\partial x^2} \quad (12)$$

$$\left. \frac{\partial C(r, x, t)}{\partial r} \right|_{r=1} = 0, \quad \lim_{x \rightarrow +\infty} C(r, x, t) = 0,$$

$$\lim_{x \rightarrow +\infty} \frac{\partial C}{\partial x} = 0,$$

$$C(r, 0, t) = C_0 H(t), \quad C(r, x, 0) = 0;$$

Here L is the column length, R is the column radius, C_0 is the pollutant inlet concentration, $H(t)$ – Hevyside function, $\eta = L/R$. Because of its complicated mathematical expression the analytic solution is not presented in details here; it is a linear combination from BF of 1-st kind and two exponential functions whose arguments are Pe numbers. A very good coincidence is observed between the model and experimental values of pollutant concentrations [26 Fig. 2].

Another approach to modelling transfer process like osmotic transfer of water molecules in nanopores of the hexagonally packed carbon nanotube membranes is presented in ref. [28]. It was found through random walk model that the flow through any of the cylindrical membrane pores is stochastic. Then the final number of water molecules passing through each of the cylindrical pores for time t , is a function with the following distribution:

$$P[\Delta N(t) = v] = \exp(-k't) \left(\frac{p}{q} \right)^v I_v(2k'tp^{1/2}q^{1/2}), \quad (13)$$

where $p, q = 1 - p$ are probabilities for water molecule to “hop” by one molecular diameter toward the salt-solution and pure-water compartments respectively, k' – “hopping” rate.

In the modelling of water diffusion in polymer particles (amorphous macromolecular systems and foods) with spherical or cylindrical shape, one is seeking a solution of the diffusion equation of the second law of Fick [29]. The solution obtained in [29, Eqn. (18)] for the normalized water uptake M_t is:

$$\frac{M_t}{M_\infty} = 1 - \sum_{n=1}^{\infty} \frac{4}{a^2 \alpha_n^2} \exp[-D\alpha_n^2 t], \quad (14)$$

where $a\alpha_n$ are the roots of $J_0(a\alpha_n) = 0$, D is a diffusion coefficient. That solution is compared with the solutions of other simpler models. It is well seen [29, Fig. 2] that there is a qualitative difference in the behaviour of these solutions for M_t with respect to the time t , because without accounting for zeros

of the BF, the linearity of the other solutions is valid only for the first 15–20% of the entire process.

The consistent application of the fractal diffusion model, the MSV, and the construction of analytical continuation in eigenfunctions BF allow obtaining exact solution for the distribution of concentration in a limited volume of the vessel (reactor) in the case of CO₂ and N₂ diffusion in mesoporous materials (γ-alumina) [30]. This allows simulating and analyzing in detail the diffusion kinetics only through the use of BF of fractional order and their positive zeros.

In [31] it has been shown that the effectiveness factor for a catalyst pellet can be expressed for an irreversible first-order reaction by a single function, namely the modified Bessel function, independent of the shape of the pellet. Such a relation has been derived by transforming the Laplacian into a three-dimensional coordinate system, appearing in the differential mass balance equation of diffusion and reaction in a catalyst pellet, to the one-dimensional system. The order of the Bessel's function is strictly connected with the shape of the pellet, which is characterized by the geometrical shape parameter. The derived relationship thus enables the effectiveness factor to be calculated quickly for any simple shape of the catalyst pellet. It can therefore replace tedious and not always feasible rigorous calculations in the modelling and sizing of heterogeneous catalytic reactors.

Later, Argentinean scientists' team [32] developed models of Burghardt and found out that their one-dimensional model for the effectiveness factor of granules, already defined by the form factor, is applied with great precision in 3-D cases. Simplified procedures for calculating the efficiency of cylindrical pellets with arbitrary cross-section have been developed in [32], as an alternative for the same problem, if the form factor cannot be thus calculated, by a method of boundary elements. The study of the convergence of different equations for the degree of effectiveness of one cylindrical bead and disk expressed by modified BF has been worked out also by Asif [33]. It was found that the degree of effectiveness is increased if the factor of the form of granules differs from the spherical one.

Bioprocesses

Two-step reduction of benzene concentration in the bioreactor was studied: absorption in cylindrical polymer particles, and subsequent biodegradation of the rest in the liquid phase of benzene through the bioreactor after inoculation with *Alcaligenes xylosoxidans* [34]. The idea is to remediate partially the initial solution to a concentration of benzene, non-

toxic to the environment. Benzene is first absorbed by the polymer to a concentration suitable for the microorganisms already present in the bioreactor, which are extracting it finally. Crank equations involving the BF are used [35] for calculation of the average effective diffusivity of benzene D_e within the solid cylindrical polymer particles, in [34, Eqn. (4)]:

$$\frac{\hat{M}_t}{\hat{M}_\infty} = 1 - \sum_{n=1}^{\infty} \frac{4\alpha(\alpha+1)\exp\left(\frac{-q_n^2 D_e t}{r^2}\right)}{4 + 4\alpha + q_n^2 \alpha^2}. \quad (15)$$

Here \hat{M}_t is the mass of phenol absorbed from the medium by a single bead at time t , \hat{M}_∞ is the total mass of phenol absorbed by a bead, r is the average radius of the beads, and q_n 's are the roots of the following characteristic equation, including BF of 1-st kind:

$$\alpha q_n J_0(q_n) + 2J_1(q_n) = 0. \quad (16)$$

The coincidence between measured and calculated values in the above equation for the ratio \hat{M}_t/\hat{M}_∞ is very good [34, Fig. 3].

Also in 2003, Japanese scientists' team studied the process of simultaneous nitrification and denitrification of wastewater in membrane bioreactor with aeration and biofilm fixed on the hollow fiber membrane surface [36]. The bacteria, oxidizing ammonium compounds, are concentrated mainly inside the biofilm and the bacteria, carrying out denitrification, are distributed outside. The constant speed of reaction of the 1-st order k_I for nitrification is determined by combining of experimentally measured concentration profiles of ammonia nitrogen/total nitrogen in biofilm, and the exact solution of the equation of mass balance within a biofilm:

$$D_A \frac{1}{r} \frac{d}{dr} \left(r \frac{dC_A}{dr} \right) = k_I C_A; \quad (17)$$

$$r = r_b, C_A = C_b; \quad r = r_m, C_A = C_m$$

where C_A is the concentration of ammonia nitrogen, C_B – the concentration at the outside biofilm surface, C_m – the concentration at the outside membrane surface, D_A – the diffusion coefficient inside the biofilm. The exact solution of the above system includes modified BF I_0 and K_0 of 1-st and 2-nd kind:

$$C_A = A I_0 \left(\sqrt{\frac{k_I}{D_A}} r \right) + B K_0 \left(\sqrt{\frac{k_I}{D_A}} r \right), \quad (18)$$

where A and B are algebraic expressions, consisting

of the same functions and boundary value concentrations. Kinetic parameters are identified with its help – the rate of nitrification in three different axial positions in the reactor, diffusion coefficient, and experimental results show that nitrogen impurities are completely reduced at the exit of the apparatus.

Hydrodynamic

The influence of the superficially active substances (SAS) on the hydrodynamics was studied in [37]. The distribution of velocities in a thin laminar film, which was solved SAS, is determined. After a number of simplifying assumptions the non-homogeneous Bessel's differential equation about one velocity component is obtained, in which the influence of SAS appeared in its right side. Longitudinal velocity component is expressed by the BF of the first kind and argument, depending on the longitudinal coordinate, the initial thickness of the film, and the change of surface tension. It was found out that the surface concentration of SAS and the distribution on the surface of the film can be determined by the rate of adsorption.

Another problem connected with SAS is solved in [38]. In the presence of SAS considering the impact of the phases, limiting the film, the rate of thinning of emulsion films in the cylindrical coordinates and for semi-infinite area has been studied. The mechanism of SAS emerging is divided into 2 stages - the diffusion from volume of the film to the layer in immediate vicinity of the film surface, and adsorption of SAS from that layer to the film surface. Depending on the rate of these stages, slowed diffusion or delayed adsorption, respectively, were observed. Equations of the Navier-Stokes and boundary conditions are simplified and this leads to an analytical solution for determining the components of velocity in r and z in the surrounding film phase. This solution contains BF of 1-st kind.

The idea of modelling the process of spreading of a liquid flow in packed columns by the Gaussian normal distribution is started in [39], and subsequently is further developed in [40] and [41]. Based on this idea various mathematical models are developed subsequently, most of whose analytical solutions for the liquid density of irrigation in different cases of initial irrigation and other types of boundary conditions are derived [42–59]. The most common type of solution has been presented by converged infinite series and is a combination of exponents, BF and unknown coefficients, the latter being determined based on the boundary conditions. Table 1 shows some of the results obtained by different researchers on modelling the liquid density of irrigation in packed columns.

BF can be used in modelling of gas flow maldistribution in the packed columns too [60–62]. For the gas phase the analytical formula (from the dispersion model of [60]) for a gas flow maldistribution factor has been worked out. Later an additional term taking into account the effects of the discrete structure of the packing layer itself is added to this formula [61–62], since in the solution for the velocity given by dispersion model, the structure of layers is assumed to be homogeneous and isotropic medium:

$$(M_f^{real})^2 = (M_f^{model})^2 + (M_f^{noise})^2 \quad (19)$$

In the modelling of the blood flow movement in arterial vessels different boundary conditions have been tested in cases of deformable or non-deformable arterial walls [63]. For determining appropriate choice of boundary condition of pulsative blood flow in the model, the solution of Womersley [64] has been chosen:

$$w(r, t) = \frac{2}{\pi R^2} B_0 \left[1 - \left(\frac{r}{R} \right)^2 \right] + \quad (20)$$

$$+ \sum_{n=1}^N \frac{B_n}{\pi R^2} \left[\frac{J_0 \left(\alpha_n \frac{r}{R} i^{3/2} \right)}{J_0 \left(\alpha_n i^{3/2} \right)} \frac{1 - \left(\frac{r}{R} \right)^2}{1 - \frac{2J_1 \left(\alpha_n i^{3/2} \right)}{\alpha_n i^{3/2} J_0 \left(\alpha_n i^{3/2} \right)}} \right] \exp(in\omega t)$$

where R is the inlet radius of the considered arterial vessel, α_n are eigenvalues, i – imaginary unit. Pulsation of the flow is modelled by a Fourier series with coefficients B_0, B_n . Since they were unknown [63] they were determined by experimental data for blood velocity profile taken by ultrasonic Doppler method. The argument of the BF of the first kind contains the frequency ω of the cardiac cycle ~ 1 s. The appropriate choice of Eqn. (20) upon comparing calculated and experimental data on the rate of blood flow can be seen in [63, Fig. 3].

The review of all selected examples of BF applications in all considered areas would be incomplete if the similarities between the diffusion boundary problem, dispersion model for spreading fluids and heat transfer problem are not mentioned [11]. The different cases of problems boundary conditions and the effects, which they are corresponding to, are discussed. In particular, the boundary condition, used in [47, 48] are considered. It is an assessment of the zeros of the BF of the first kind and 1-st order involved in that condition, using Newton-Rapson's method.

Table 1. Analytical solutions for liquid density of irrigation, expressed in BF for different boundary conditions.

Boundary condition	Solution	Source
$f_{r=\infty} = Q$	$f = \frac{Q}{4\pi DH} \exp\left(-\frac{r^2}{4DH}\right)$	[41, 65–68]
$f(a, z) = Kw(z)$	$\frac{f(r, z)}{f_0} = \frac{K}{K+1} - 4K \sum_{n=1}^{\infty} \frac{J_0(q_n r/a) \exp(-q_n^2 To)}{(4K + 4K^2 + q_n^2) J_0(q_n)}$	[69]
$-\frac{\partial f(r, z)}{\partial r} = B\{f(r, z) - CW\},$ for $r=1$	$f^u(r, z) = A_0 + \sum_{n=1}^{\infty} A_n^u J_0(q_n r) \exp(-q_n^2 z)$ $A_0 = \frac{C}{1+C}; A_n^u = \frac{2(q_n^2/B - 2C)}{\left[(q_n^2/B - 2C)^2 + q_n^2 + 4C\right] J_0(q_n)}$	[44–46, 49, 50, 53–58]
$-2\pi a D \left(\frac{\partial f}{\partial r}\right)_{r=a} = kf(a, z) - k'w(z)$	$\frac{f}{f_0} = \frac{1}{1+\alpha} (1 + 2(1+\alpha)) x$ $x = \sum_{n=1}^{\infty} \frac{q_n J_0(q_n r/a) \exp(-q_n^2 To)}{\left[\left(2\beta q_n^2 - \frac{2}{\alpha}\right)^2 + q_n^2 + 4\alpha\right] J_1(q_n)}$ $\alpha = \frac{k}{\pi a^2 k'}, \quad \beta = \frac{\pi D}{k}, \quad To = \frac{DH}{a^2}$	[47, 48]

REASONS FOR USING BF IN THE MODELING OF CHEMICAL ENGINEERING TRANSFER PROCESSES

- Heat transfer, diffusion and hydrodynamic processes of flow moving and flow state, can be modelled successfully by PDEs. There are methods for solving them by which they are restricted to the Bessel's type of ODE for some of the variables. The exact solution of the ordinary or modified Bessel's equation contains BF.

- The solution in BF is obtained when the system of linear PDE, with boundary and initial conditions is located in the area with simple boundaries – rectangle, circle, *etc.*, and the presence of symmetry (cylindrical or spherical).

- In many cases it is possible to simplify the right exact solution, using the properties of BF (asymptotic at large or small value of the argument, orthogonality, recurrent relations between BF, integral representations). This saves time and resources in its calculation.

- Opportunity to compare the exact and other existing approximate solutions allows evaluating the details based on which it is determined as well as when to use which one, especially in the calculation of kinetic and other important indicators of the effectiveness of a transfer process.

NOMENCLATURE

- A, B constants, in the algebraic expressions, Eqn. (18);
- a thermal diffusivity, (m²/s);
- B_0, B_n Fourier series coefficients;
- C_A concentration of ammonia nitrogen, (g/m³);
- C_b concentration on the outside biofilm surface, (g/m³);
- C_m concentration on the outside membrane surface, (g/m³);
- C_0 scale of pollutant concentration, (g/m³);
- $c, c_0,$ recent and initial relative concentrations of the phosphorus tracer, (-);
- D diffusion coefficient, (cm²/s);

D_A	diffusion coefficient inside the biofilm, (m^2/day);	t	time, (s);
D_a, D_r	coefficients of axial and lateral solids dispersion, respectively, (m^2/s);	U_s	superficial solids velocity, (m/s);
D_e	average effective diffusivity of benzene inside the solid cylindrical polymer particles, (cm^2/s);	U	temperature, ($^{\circ}\text{C}$);
f	function; liquid density of irrigation in Table 1, ($\text{m}^2/\text{m}^3\cdot\text{s}$);	u	dimensionless velocity in Eqn. (12);
$H_a(x+iy)$	BF of 3-th kind, complex argument;	x, y	spatial coordinates, (m);
$H(t)$	Hevyside function;	$Y_\alpha(x)$	BF of 2-nd kind;
h_{sl}	shell exchanger heat-transfer coefficient, ($\text{W}/\text{m}^2\cdot\text{K}$);	$y_n(x)$	spherical BF of 2-nd kind;
i	imaginary unit;	$\alpha\alpha_n$	roots of $J_0(\alpha\alpha_n) = 0$;
I_α	modified BF of 1-st kind, order $\alpha = 0, 1, 2 \dots$;	α_n	modified Womersley number, after [64];
J_α	cylindrical BF of 1-st kind, order $\alpha = 0, 1, 2 \dots$;	β_n	the n-th positive zero of J_1 ;
$j_n(x)$	spherical BF of 1-st kind;	δ	Dirac's function;
K_α	modified BF of 2-nd kind, order $\alpha = 0, 1, 2 \dots$;	$\eta = \frac{L}{R}$	dimensionless parameter, (-);
k_{fin}	fin thermal conductivity, ($\text{W}/\text{m}\cdot\text{K}$);	$\eta(\theta)$	efficiency, (-);
k, n	summation indexes;	θ	polar coordinate, (m);
k'	hopping rate, nm/s;	φ	angular coordinate, (grad);
k_l	constant rate of reaction of the 1st order for nitrification, (l/day);	λ	separation constant;
L	column length, (m);	λ_k	eigenvalues in Eqn. (5);
M_f	gas maldistribution factor, (-);	φ	dimensionless parameter in Eqn. (7);
M_t	water uptake, in Eqn. (14), (mg);	ω	frequency of the cardiac cycle, (s).
\hat{M}_t	mass of phenol absorbed from the medium by a single bead at time t , in Eqn. (15), (mg);		
M_∞	mass of water uptake as time approaches infinity, in Eqn. (14), (mg);		
\hat{M}_∞	the total mass of phenol absorbed by a bead, in Eqn. (15), (mg);		
p	probability of water molecule to "hop" by one molecular diameter toward the salt-solution;		
$q = 1-p$	probability of water molecule to "hop" by one molecular diameter toward the pure-water compartments;		
q_n	roots of Eqn. (16);		
R	radius, (m);		
R_0	cylinder radius, (m);		
r	radial coordinate, (m);		
r_0, r_c	geometrical parameters of finned elliptical-tube, (m);		
r_f	equivalent radius, (m);		
\bar{r}	the average radius of a bead, (m);		
S	cylinder surface area, (m^2);		
s	fin thickness, (m);		

ABBREVIATIONS

BF	Bessel's functions;
MSV	Method of separation of variables;
ODE	ordinary differential equation;
PDE	partial differential equation;
SAS	surface active substances (surfactants).

REFERENCES

1. J. Mathews, R. L. Walker, *Mathematical Methods of Physics*, Atomizdat, Moscow, 1972 (in Russian).
2. G. Korn, T. Korn, *Mathematical Handbook for Scientists and Engineers*, 4-th edn., Nauka, Moscow, 1977. (in Russian).
3. V. I. Levin, *Mathematical Methods of Physics*, 2-nd edn., Uchpedgiz, Moscow, 1960 (in Russian).
4. P. N. Shankar, *Current Science*, **88**, 266 (2005).
5. http://en.wikipedia.org/wiki/Bessel_function.
6. http://ccrma.stanford.edu/~jos/mdft/Bessel_Functions.html.
7. http://www.inrne.bas.bg/wop/ARCHIVE/wop_1_2006/nauka_mater.pdf.
8. A. V. Efimov, *Matematicheskii Analiz (Special Sections) Part 1*, Visshaya Shkola, Moscow, 1980 (in Russian).
9. M. Abramowitz, I. A. Stegun, (eds.), *Modified Bessel Functions I and K*, 9-th printing, Dover, New York, 1972.
10. B. G. Korenev, *Bessel Functions and Their Applications*, CRC Press, London, New York, 2002.
11. I. A. Furzer, *AIChE J.*, **32**, 325 (1986).
12. X. A. Lin, O. P. Agrawal, *J. Franklin Inst.*, **332**, 333 (1995).
13. E. A. Skelton, *J. Math. Anal. Appl.*, **267**, 338 (2002).

14. A. Grey, G. B. Mathews, *A Treatise of Bessel Functions and Their Applications to Physics*, Merchant Books, 2007.
15. D. Borwein, J. M. Borwein, O-Yeat Chan, *J. Math. Anal. Appl.*, **341**, 478 (2008).
16. <http://www.du.edu/~jcalvert/math/bessels.htm> - Comments on the book of F. E. Relton, *Applied Bessel Functions*, Blackie and Son, London, 1946.
17. K. Syverud, S. T. Moe, R. J. A. Minja, in: Proc. 10th Int. Symp. Wood and Pulping Chemistry, June 7–10, 1999, Yokohama, Japan, Part 2, p. 232.
18. L. F. de Moura, in: 1st Int. Conf. Foundations of Systems Biology in Engineering, August 7–10, 2005, Santa Barbara, California, USA.
19. <http://www.higgins.ucdavis.edu/chemmath.php>.
20. C. P. Ribeiro Jr., M. H. C. Andrade, *Braz. J. Chem. Eng.*, **21**, 345 (2004).
21. A. Hasan, K. Siren, *Appl. Therm. Eng.*, **23**, 325 (2003).
22. A. Campo, B. Morrone, S. Chikh, *Int. J. Numer. Meth. Heat Fluid Flow*, **14**, 1002 (2004).
23. A. Campo, J. Cui, *J. Heat Transfer*, **130**, 054501-1 (2008).
24. V. Bertola, E. Cafaro, *Int. J. Heat Mass Transfer*, **49**, 2859 (2006).
25. F. Wei, Y. Jin, Zh. Yu, W. Chen, S. Mori, *J. Chem. Eng. Jpn.*, **28**, 506 (1995).
26. F. Catania, M. Massabò, O. Paladino, Transactions of the 2nd Biennial Meeting of the iEMSS, University of Osnabruck, Germany, 14–17 June, 2004 (on CD).
27. F. Catania, M. Massabò, O. Paladino, *Environ. Metrics*, **17**, 199 (2006).
28. A. Kalra, Sh. Garde, G. Hummer, *Proc. Nat. Acad. Sci. U.S.A.*, **100**, 10175 (2003).
29. N. A. Peppas, L. Brannon-Peppas, *J. Food Eng.*, **22**, 189 (1994).
30. Sh. Wang, Zh. Ma, H. Yao, *Chem. Eng. Sci.*, **64**, 1318 (2009).
31. A. Burghardt, A. Kubaczka, *Chem. Eng. Process.*, **35**, 65 (1996).
32. N. J. Mariani, S. D. Keegan, O. M. Marti'nez, G. F. Baretto, *Chem. Eng. Res. Des.*, **81**, 1033 (2003).
33. M. Asif, *Chem. Eng. Res. Des.*, **82**, 605 (2004).
34. J. Daugulis, B. G. Amsden, J. Bochanysz, A. Kayssi, *Biotechnol. Lett.*, **25**, 1203 (2003).
35. J. Crank, *The Mathematics of Diffusion*, Clarendon Press, Oxford, viii, 1975.
36. K. Hibiya, A. Terada, S. Tsuneda, A. Hirata, *J. Biotechnol.*, **100**, 23 (2003).
37. Hr. Boyadjiev, *Proc. Inst. Gen. Inorg. Chem. Bulg. Acad. Sci.*, **III**, 137 (1965). (in Bulgarian).
38. V. Beshkov, B. Radoev, I. Ivanov, *God. Sofii. Univ. Khim. Fac.*, **63**, 197 (1968/1969) (in Bulgarian).
39. K. Thormann, *Distillation und Rektifizieren*, Spamer, Leipzig, 1928.
40. A. H. Scott, *Trans. Inst. Chem. Eng.* **13**, 211 (1935).
41. R. S. Tour, F. Lerman, *Trans. Am. Inst. Chem. Eng.*, **40**, 79 (1944).
42. Z. Cihla, O. Schmidt, *Collect. Czech. Chem. Commun.*, **22**, 896 (1957).
43. Z. Cihla, O. Schmidt, *Collect. Czech. Chem. Commun.*, **23**, 569 (1958).
44. V. Kolář, V. Staněk, *Collect. Czech. Chem. Commun.*, **30**, 1054 (1965).
45. V. Kolář, V. Staněk, *Collect. Czech. Chem. Commun.*, **32**, 4207 (1967).
46. V. Staněk, V. Kolář, *Collect. Czech. Chem. Commun.*, **33**, 1062 (1968).
47. E. Dutkai, E. Ruckenstein, *Chem. Engn. Sci.*, **23**, 1365 (1968).
48. E. Dutkai, E. Ruckenstein, *Chem. Engn. Sci.*, **25**, 483 (1970).
49. V. Staněk, V. Kolář, *Collect. Czech. Chem. Commun.*, **38**, 1012 (1973).
50. V. Staněk, V. Kolář, *Collect. Czech. Chem. Commun.*, **38**, 2865 (1973).
51. E. Brignole, G. Zacharonek, J. Mangosio, *Chem. Engng. Sci.*, **28**, 1225 (1973).
52. V. Staněk, V. Kolář, *Collect. Czech. Chem. Commun.*, **39**, 2007 (1974).
53. V. Staněk, Kr. Semkov, N. Kolev, G. Paskalev, *Collect. Czech. Chem. Commun.*, **50**, 2685 (1985).
54. Kr. Semkov, N. Kolev, V. Stanek, P. Moravec, *Collect. Czech. Chem. Commun.*, **52**, 1430 (1987).
55. Kr. Semkov, N. Kolev, V. Stanek, P. Moravec, *Collect. Czech. Chem. Commun.*, **52**, 1440 (1987).
56. Kr. Semkov, N. Kolev, V. Stanek, *Collect. Czech. Chem. Commun.*, **52**, 2438 (1987).
57. Kr. Semkov, T. Petrova, P. Moravec, *Bulg. Chem. Commun.*, **32**, 497 (2000).
58. T. Petrova, Kr. Semkov, P. Moravec, *Bulg. Chem. Commun.*, **34**, 82 (2002).
59. K. Onda, H. Takeuchi, Y. Maeda, N. Takeuchi, *Chem. Eng. Sci.*, **28**, 1677 (1973).
60. T. Petrova, Kr. Semkov, Ch. Dodev, *Chem. Eng. Process.*, **42**, 931 (2003).
61. T. Petrova, Kr. Semkov, in: Proc. 11-th Workshop Transport Phenomena in Two-Phase Flow, September 1–5, 2006, Sunny Beach Resort, Bulgaria, J. Hristov (ed.), p. 93.
62. T. Petrova, PhD Thesis, Inst. Chem. Eng., Bulg. Acad. Sci., Sofia, 2008.
63. R. Torii, M. Oshima, T. Kobayashi, K. Takagi, T. E. Tezduyar, *Comput. Meth. Appl. Mech. Eng.*, **195**, 1885 (2006).
64. J. R. Womersley, *J. Physiol.*, **127**, 553 (1955).
65. M. I. Kabakov, V. V. Dil'man, *Theor. Found. Chem. Eng.*, **7**, 815 (1973).
66. N. N. Kolev, A. L. Boev, R. D. Darakchiev, *Theor. Found. Chem. Eng.*, **15**, 299 (1981).
67. D. Dzhonova-Atanasova, N. Kolev, S. Nakov, M. Gyupchanov, M. Hristov, *Compt. Rend. Acad. Bulg. Sci.*, **58**, 1281 (2005).
68. D. Dzhonova-Atanasova, N. Kolev, Sv. Nakov, *Chem. Eng. Technol.*, **30**, 202 (2007).
69. K. E. Porter, M. C. Jones, *Trans. Inst. Chem. Eng.*, **41**, 240 (1963).

ПРИЛОЖЕНИЕ НА БЕСЕЛЕВИТЕ ФУНКЦИИ В МОДЕЛИРАНЕТО
НА ИНЖЕНЕРНО-ХИМИЧНИ ПРОЦЕСИ

Т. Ст. Петрова

Институт по инженерна химия, Българска академия на науките, ул. „Акад. Г. Бончев“, бл. 103, 1113 София

Постъпила на 18 март 2009 г.

(Резюме)

Показано е, че при определени условия диференциалните уравнения, описващи съответния преносен процес, допускат решение, изразяващо се чрез Беселевите функции (БФ). За целта е направено проучване върху широк кръг работи, обхващащ моделирането на преносни процеси както в химичното инженерство, така и в сродни и близки до него области. Разгледани са различни типове случаи от хидродинамиката, топлопроводността и дифузията, биопроцесите и др. В заключение са обособени основанията за използването на БФ при моделирането на преносни процеси в инженерната химия.

Author's Copy