

Experimental analysis of removal of SO₂ and NO_x for nano Mg-Al composite oxides

W. Cheng^{1*}, Y. Zhang², S. Wei³, Y. Hu¹

¹*School of Energy, Power and Mechanical Engineering, North China Electric Power University, 102206 Beijing, China*

²*Department of Administration, Sanhe Power Generation Co., Ltd. 065201 Sanhe, Hebei, China*

³*Department of Production technology, Sanhe Power Generation Co., Ltd. 065201 Sanhe, Hebei, China*

Received June 12, 2016; Revised September 10, 2016

Nano Mg - Al composite oxides were prepared through the solid state reaction synthesis method and molten salt synthesis method respectively, and efficiencies of desulfurization and denitrification were tested at the same time under the condition of flue gas, to find the optimal proportion of the material, and to investigate the adsorption mechanism of Mg-Al composite oxides. It was found that the more proportion of Mg, the efficiencies of desulfurization and denitrification are better. The removal efficiencies of the sample prepared by the molten salt synthesis method are better than that prepared by solid state reaction synthesis method. The sample, in which Mg/Al molar ratio is 4:1, has the best removal efficiency with molten salt method. The highest removal efficiency of SO₂ can reach 100%, and the highest removal efficiency of NO_x can reach 71%, whose time can maintain 150 min. It showed that the whole adsorption processes are controlled by surface adsorption reaction, and the internal diffusion and outer diffusion play a secondary role.

Keywords : Mg-Al composite oxides, desulfurization & denitrification, adsorption process, molten salt synthesis method, Solid state reaction synthesis method.

AIMS AND BACKGROUND

In China, lime slurry was adopted to reduce emissions of SO₂ from coal-fired power plants, and production of desulfurization can be used for producing gypsum board. Selective catalytic reduction method was adopted to reduce emissions of NO_x in coal-fired power plants, and N₂ and water generated by reaction of NO_x with NH₃. Separately using the above two methods are difficult to achieve the ideal effect of desulfurization and denitrification at the same time. Many scholars are researching and developing of a new technology of simultaneous control of SO₂ and NO_x emissions. Because of rich source and low cost, Mg-Al oxides as adsorbent or catalyst in removing acid gas (SO₂, NO_x and CO₂) have great potential.

As catalyst or catalyst carrier, MgO, Al₂O₃, MgAl₂O₄ used for removal of SO₂ and NO_x have been reported much [1, 2]. So far, the researches about Mg-Al oxides as sorbent used for flue gas desulfurization and denitrification is still less. Reducing the size and increasing the specific surface area are breakthroughs of desulfurization and denitrification by Mg-Al oxide [3, 4]. Nanoparticle has two important features, namely,

surface effect and volume effect, which has a very important using value and good development potential in the optical, catalyst, sensors, and many other industries. Pereira HB et al. [9] studied catalytic ability of SO_x removal by MgAl₂O₄ loaded Mn. Centi G et al. [10] studied catalytic removal ability of SO_x by CuMgAl hydrotalcite. Fornasari et al. [11] studied the influence of different Mg/Al molar ratio on the catalytic efficiency of NO_x removal. Also, application of nanometer materials in the air pollution governance also is essential to research.

In this paper, Mg-Al composite oxides were prepared with solid state reaction synthesis (SSR) method and molten salt synthesis (MSS) method. Morphology, structure and performance of Mg-Al composite oxides were tested and analytically compared, and simultaneous removal rate of SO₂ and NO_x were tested under the condition of simulate flue gas. Also the mechanism of removing was analyzed, to understand the cause of the high efficient removing.

EXPERIMENTAL

Material preparation and characterization

The reagents used in the experiment are all from Sinopharm Chemical Reagent CO.Ltd. When samples were prepared by SSR synthesis process, MgO and Al₂O₃ were used as raw materials, weighing according to the stoichiometric ratio (Mg

* To whom all correspondence should be sent:

E-mail: cwl@ncepu.edu.cn

and Al mole ratio of 1:4, 1:6, 1:8, and 4:1, 6:1, 8:1), then were put in the muffle furnace, calcining at different temperatures 1300 °C for 8 h. After muffle furnace cooled to room temperature, powders were removed out and sieved, achieve the products [5]. When samples were prepared by MSS process, MgO and Al₂O₃ were mixed together with KCl as molten salt. MgO and Al₂O₃ of different mole ratio (4:1、6:1、8:1) were homogeneously mixed by using ball mill, and dried. The dried power was later mixed with molten salt; the salt/oxide weight ratio was kept at 20:1. The powder mixture was grinded for 2h using an agate mortar. Later the powder mixture was placed in an alumina crucible covered with an alumina lid, heated to 1150°C and held for 4h or 8h. After

muffle furnace cooling to room temperature, the reacted mass was repeatedly washed with deionized water and filtered to remove salts. Then the resulting oxide powders were oven-dried before further characterization [6].

The obtained solid product were characterized by X-ray diffraction on a Rigaku D/Max-RB diffractometer using Cu Kα radiation (40KV, 35mA) in the range between 20° and 80°2θ. Fig.1 and 2 gives the XRD patterns of samples synthesized with different mole ratio of Mg and Al. The Fig. 1 and Fig. 2 showed that when the amount of Mg is more, the main number of adsorbent is MgO and MgAl₂O₄. When the amount of Al is more, the main number of adsorbent is Al₂O₃ and MgAl₂O₄.

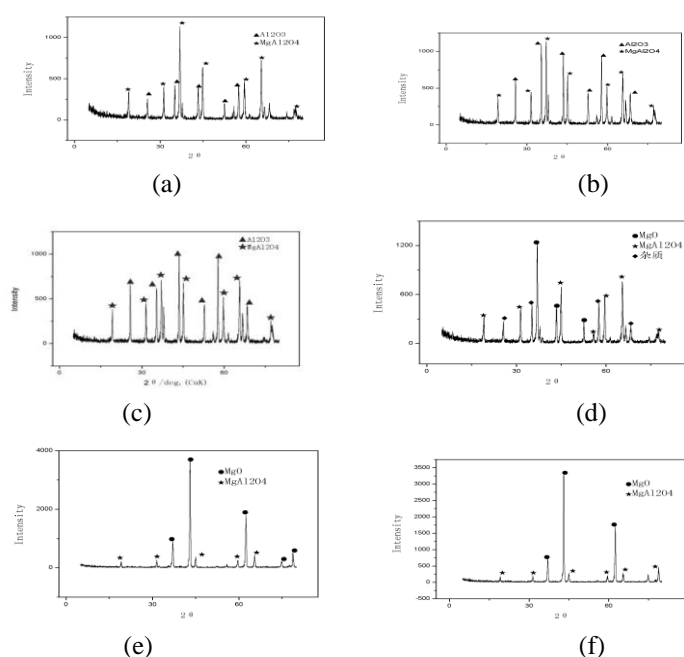


Fig.1. X-ray diffraction patterns of samples prepared by SSR with different Mg/Al mole ratio.

(a) 1:4; (b) 1:6; (c) 1:8; (d) 4:1; (e) 6:1; (f) 8:1.

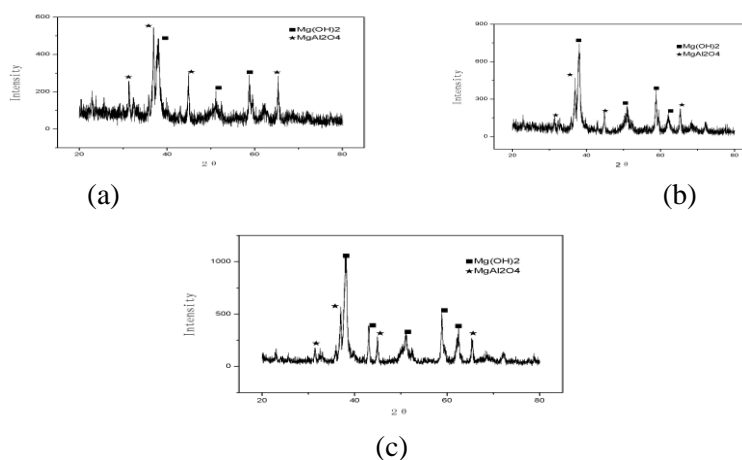


Fig. 2. X-ray diffraction patterns of samples prepared by MSS with different Mg/Al mole ratio.

(a) 4:1; (b) 6:1; (c) 8:1.

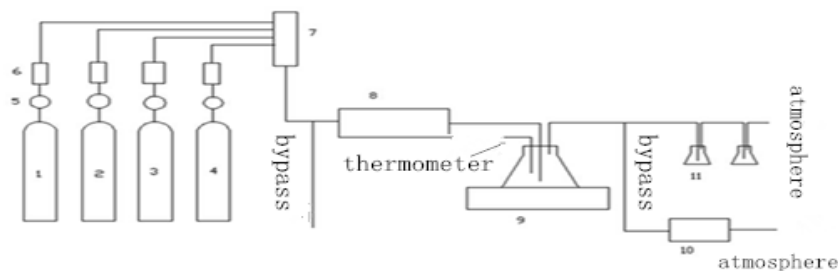


Fig. 3. The experiment system. 1. SO₂+N₂; 2.NO+N₂; 3. pure N₂ ; 4. compressed air; 5. pressure valve; 6. rotameter; 7. gas mixer;8. heater; 9. reactor ; 10. flue gas analyzer; 11. tail gas treatment.

Experiment for simultaneous desulfurization and denitrification

Fig. 3 shows the experimental system for removing SO₂ and NO_x with the Mg-Al oxide slurry [7]. The slurry was set in a quartz tube reactor and heated to 30°C. High pure N₂, O₂ and the standard gas SO₂ and NO of 9% concentration separately enter from the high pressure cylinder into gas mixer. The mixed gas was heated to 120 °C, and then flowed into the reactor. The amounts of SO₂ and NO_x removed were calculated by subtracting the amounts of SO₂ and NO_x after reaction from the total amounts of SO₂ and NO_x in the initial gas. The gas after reaction was further treated by scrubber to remove the harmful gas. Then it was discharged into atmosphere [8]. The SO₂ and NO_x gas concentration were adjusted to 1300 ppm and 900 ppm respectively. The total flow of mixed gas is 500 ml. SO₂ and NO_x in the mixed gas were quantified by the 350-pro flue gas analyzer.

RESULTS AND DISCUSSION

As is shown in Fig.4, in the samples prepared by SSR, when the number of Mg is more than Al, the removal rates of SO₂ and NO_x are not high. The removal rates of SO₂ and NO_x reach the maximum in 5 or 15 minutes. After reaching the maximum, the removal rate maintains under few time interval, and then the removal rate fell. As the proportion of Al₂O₃ in the adsorbent becomes more, the downward trend becomes bigger, and the removal effect is worse. Among the samples prepared by SSR, when Mg/Al Molar ratio is 1:4, the removal rate is best. The maximum SO₂ removal rate can reach 98.9%, maximum NO_x removal rate 50%. And after 60 minutes, SO₂ removal rate fell to 76.4%, and NO_x removal rate 41.7%. And when the number of Mg is more than Al in the samples prepared by SSR, the removal rates of SO₂ and NO_x are better. The removal rate of SO₂ reach upon 90% in 5 minutes, and the maximum removal rate all can reach about 94%. This moment the maximum removal rate can maintain a long time

and followed by a slow decline. When the Mg/Al ratio is 6:1, the removal rate is the best. The highest SO₂ removal rate can reach 99%, and the highest NO_x removal rate can reach 45%. After 60 minutes, SO₂ removal rate fell by 3.4%, and NO_x removal rate fell by 1.5%. When the same Mg/Al ratio of Mg - Al composite oxides were prepared by MSS, the removal effects of SO₂ and NO_x is better than by SSR. The maximum removal rate can maintain a more long time. However removal rates of samples of same Mg/Al ratio prepared by SSR began to decline in 60 minutes. By using MSS, the removal rates of the sample in which Mg/Al ratio is 4:1 are the highest, which can reach 100% of SO₂ maximum removal rate, 71% of NO_x, and the time interval stays for 150 minutes. It is known that the high-efficiency operation interval by MSS is 2.5 times by SSR.

Adsorption process generally includes three aspects: diffusion on particle surface, diffusion in internal pore of particle and adsorption reaction. Lagergren first order kinetic model describes diffusion on particle surface, namely the process of the adsorbate molecules diffusion is from the liquid phase to a solid surface. Lagergren secondary kinetic model describes the adsorption reaction. Weber - Morris equation describes the internal diffusion that considered a critical stage in the process of adsorption. The linear fitting result of Lagergren secondary rate equation is better. Linear correlation coefficient of Lagergren secondary rate equation is significantly greater than that of Lagergren first rate equation. It showed that the dynamic adsorption process follows the Lagergren secondary dynamic model.

The correlation coefficients of Weber - Morris equation are 0.97412 and 0.94803. Comparing with the two correlation coefficients of Lagergren secondary dynamic equation and Weber - Morris equation, the correlation coefficient of Lagergren secondary dynamic equation is larger. It reveals that in the whole process is dominated by adsorption reaction, and the diffusion between internal and surface is secondary.

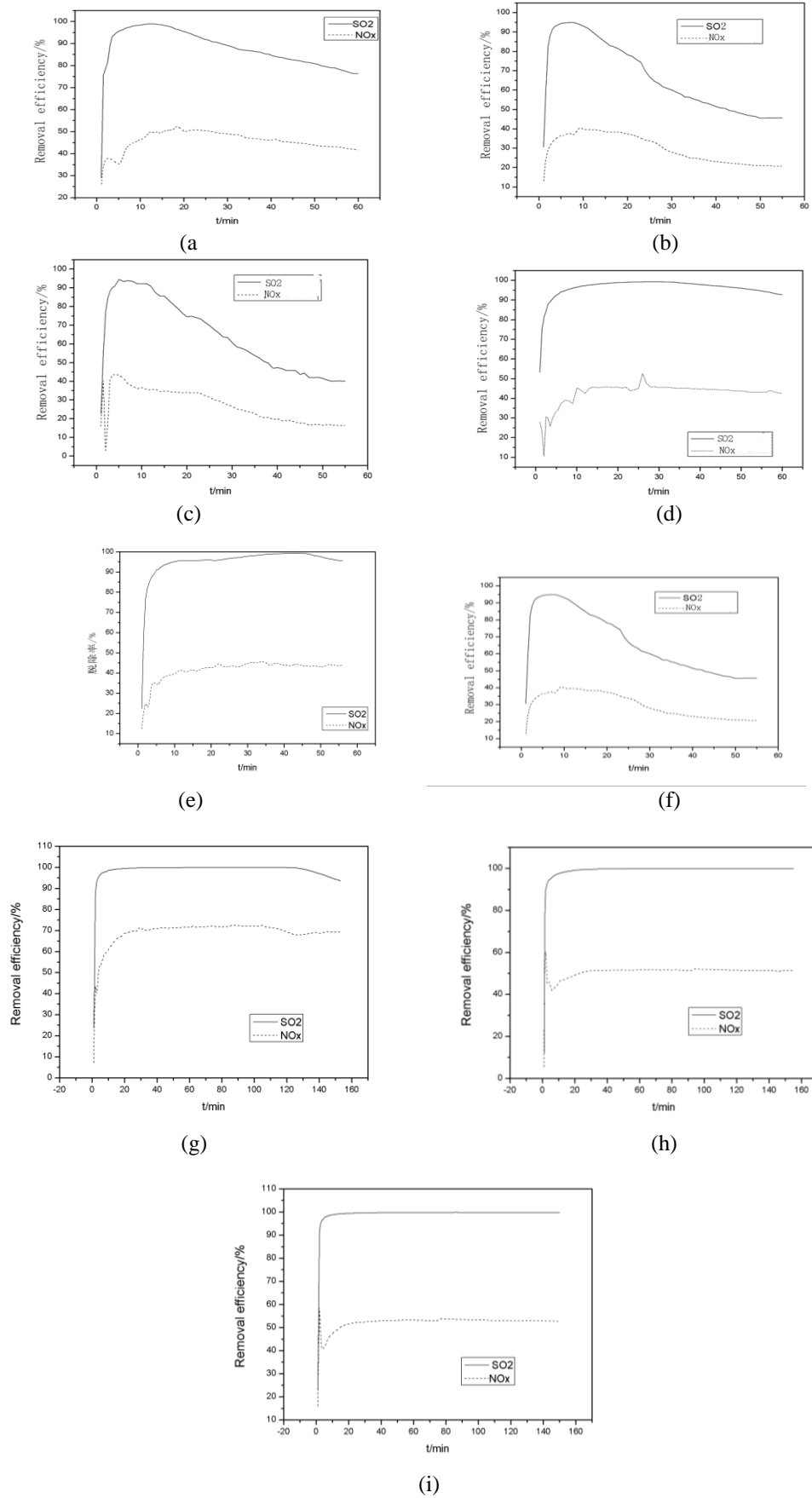


Fig. 4. The results of removal experiment of samples prepared by SSR (a, b, c, d, e, f) and MSS (g, h, i) (a)Mg/Al=1:4; (b)Mg/Al=1:6; (c) Mg/Al=1:8; (d)Mg/Al=4:1; (e) Mg/Al=6:1; (f) Mg/Al=8:1; (g) Mg/Al=4:1; (h)Mg/Al=6:1; (i)Mg/Al=8:1.

CONCLUSIONS

The Mg-Al composite oxides are prepared and characterized and simultaneous experiments of desulfurization and denitrification were done upon the condition of simulate flue gas of coal-fired powers.

For the samples prepared by SSR, when the number of Mg is more than Al, removal effects of SO₂ and NO_x are much higher. The sample in which Mg/Al mole ratio is 6:1 has the best removal effect. The highest removal efficiency of SO₂ can reach 99%, and NO_x reach 45%. After 60 minutes, SO₂ removal efficiency fell by 3.4% and NO_x removal efficiency fell by 1.5%. When samples were prepared by MSS, the sample in which Mg/Al mole ratio is 4:1 has the best removal effect. The highest removal efficiency of SO₂ can reach 100% and that of NO_x can reach 71%. And the maximum removal efficiency can maintain 150 min. The maintain time is 2.5 times than that of samples prepared by SSR. Further research shows that the adsorption process is mostly controlled by adsorption reaction, and the particle diffusion between internal and outside is under the secondary action.

Acknowledgements: This work was supported by Beijing Natural Science Foundation (No.3132017), and National Natural Science Foundation of China (No. 51476056).

REFERENCES

1. C. Kienle, C. Schinzer, J. Lentmaier, *Mater. Chem. Phys.*, **49**, 211 (1997).
2. L. Chmielarz, M. Jabl'Nska, A. Strumi'Nski, *Appl. Catal. B: Environ.*, **152**, 130 (2013).
3. T. Kameda, N. Uchiyama, T. Yoshioka, *Chemosphere*, **82**, 587 (2011).
4. D.J. Wan, H.J. Liu, R.P. Liu, *Chem. Eng. J.*, **241**, 195 (2012).
5. X.H. Su, J.G. Li, Z.J. Zhou, *J. Inorg. Mater.*, **27**, 991 (2012).
6. D.D. Jayaseelan, S.W. Zhang, S. Hashimoto, *J. Eur. Ceram. Soc.*, **27**, 4745 (2007).
7. P. Fang, C.P. Cen, X.M. Wang, *Fuel Process. Technol.*, **106**, 645 (2013).
8. J. Ding, Q. Zhang, S.L. Zhang, *Chem. Eng. J.*, **243**, 176 (2014).
9. T. Kameda, A. Kodama, Y. Fubasami, S. Kumagai, T. Yoshioka, *Chemosphere*, **88**, 250 (2012).
10. T. Kameda, A. Kodama, Y. Fubasami, *J. Environ. Sci.*, **48**, 86 (2013).
11. T. Kameda, A. Kodama, T. Yoshioka, *Chemosphere*, **93**, 2889 (2013).