

Reduction harmful emissions at the pulverized fuel combustion in the furnace chamber

A. S. Askarova^{1,3}, P. Safarik², S. A. Bolegenova^{1,3}, V.Yu. Maximov¹, S. A. Bolegenova³, A.O. Nugymanova^{1*}, R. K. Manatbayev¹, Zh.K. Shortanbayeva¹

¹Al-Farabi Kazakh National University, Dept. of Physics and Technology, 71a, Al-Farabi ave, 050040 Almaty, Kazakhstan

² Czech Technical University in Prague, Faculty of Mechanical Engineering, 166 07 Praha 6, Czech Republic

³Scientific Research Institute of Experimental and Theoretical Physics, Tole bi 96 a, 050012, Almaty, Kazakhstan

The basic characteristics of heat and mass transfer processes in the furnace chamber of the BKZ-75 boiler of the Shakhtinskaya thermal power plant (Kazakhstan) using numerical methods were studied during a forced partial stop of the supply of coal dust through burners. Two methods were studied: 1 – a direct-flow method of supplying air mixtures: two direct-flow burners are working and two are in emergency mode; 2 – vortex method of supplying air mixtures: two vortex burners with a swirl angle of the air mixture flow and their inclination to the center of symmetry of the boiler by 30 degrees and two are in emergency mode. The numerical experiments allowed to obtain the temperature fields and concentration of carbon monoxides CO, nitrogen dioxide NO₂ throughout the entire volume of the combustion chamber and conduct a comparative analysis for the two investigated emergency mode. It can be concluded that in the case of a forced partial stop of the supply of coal dust, the use of the vortex method of supplying air mixtures improves heat and mass transfer processes and allows minimizing emissions of harmful substances.

Keywords: numerical modeling, thermal power station, combustion, off-design performance, coal, carbon monoxides, nitrogen dioxide

INTRODUCTION

Coal in Kazakhstan has several advantages: low sulphur content, high volatile content, on a dry ash less mass and low price, because the coal is mined in open cast mainly. It is characterized by its low rating due to the high ash content in its composition (more than 40%) [1-9]. As a result, the use of such fuel in the power system leads to problems in flame stabilization and combustion in general, in slagging of convective heating surfaces (furnace walls) and air pollution from fly ash, carbon monoxide, nitrogen oxides and other combustion products. Using low-grade coals increases the consumption of fuel oil or natural gas used to melt the boiler, pick up and stabilize the burning of the dust torch, and the environmental situation worsens [10-15].

In this work, a computer package of applications of Florean [16-23] applied programs was used as a basis for the conduct of computational experiments on thermal transfer processes using 3D modeling in the combustion chamber of the thermal power plant. Studies have been conducted to determine the effect of a forced partial stop of the supply of coal dust through the burner devices on the main characteristics of the combustion chamber of the BKZ-75 boiler of the Shakhtinskaya thermal power plant (TPP, Kazakhstan) [24-29].

INITIAL DATA FOR COMPUTATIONAL EXPERIMENTS

The BKZ-75 boiler of the Shakhtinskaya TPP (Kazakhstan) was chosen as the object of the study. The boiler is equipped with four pulverized coal burners which installed in two on the front and back walls in one tier. A more detailed description of the boiler's combustion chamber, mathematical model, solution method, application software package was given in previously published articles and included in the list of references [30-40]. The boiler burns the dust of Karaganda ordinary coal, with an ash content of 35.1%, a yield of volatile 22% and a calorific value of 18.55 MJ/kg.

For carrying out of computing experiments the geometry of investigated object according to the real scheme (Fig.1).The finite difference grid has steps along the X, Y, Z axes of: 59×32×67, which is 138 355 control volumes. Two modes of fuel supply were investigated: a direct-flow method of delivering the air mixture, when two direct-flow burners are working, two are in emergency mode and a vortex method of delivering the air mixture - two vortex burners with an angle of swirl of the air mixture and their inclination to the boiler symmetry center by 30 degrees; two are in emergency mode.

Fig.1 shows the design of the burners of the furnace chamber of the boiler BKZ-75 in **emergency mode** (off burners are marked in red).

* To whom all correspondence should be sent: nugymanova.aizhana@gmail.com

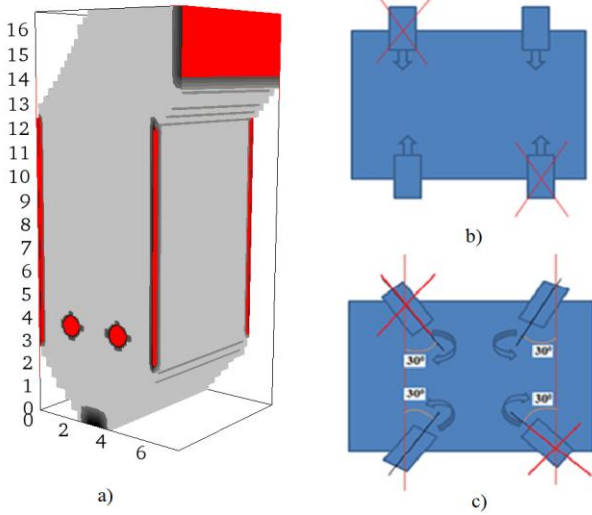


Fig.1. General view (a) and designs of the burners of the furnace chamber of the BKZ-75 boiler in emergency mode: (b) direct-flow method of supplying air mixture; (c) vortex method of supplying air mixture

MATHEMATICAL MODEL OF THE PROBLEM

In the present work, the physical, mathematical, and chemical models have been used for investigating the heat and mass transfer in high-temperature media. These models include the system of three-dimensional Navier-Stokes equations and the heat and mass transfer equations with allowance for source terms, which are determined by the process chemical kinetics, nonlinear effects of thermal radiation, interfacial interaction as well as by many stages of chemical reactions.

The governing equations employed for the solution of the posed problem:

- the mass conservation law (the continuity equation);
- the momentum conservation law (the Navier–Stokes equation);
- the energy conservation law (the first law of thermodynamics);
- the conservation law for the mixture components.

In this article the employed governing equations in the generalized form as follows:

$$\frac{\partial(\rho\phi)}{\partial t} = -\frac{\partial(\rho u_1\phi)}{\partial x_1} - \frac{\partial(\rho u_2\phi)}{\partial x_2} - \frac{\partial(\rho u_3\phi)}{\partial x_3} + \frac{\partial}{\partial x_1} \left[\Gamma \phi \frac{\partial \phi}{\partial x_1} \right] + \frac{\partial}{\partial x_2} \left[\Gamma \phi \frac{\partial \phi}{\partial x_2} \right] + \frac{\partial}{\partial x_3} \left[\Gamma \phi \frac{\partial \phi}{\partial x_3} \right] + S_\phi \quad (1)$$

where ϕ is the transport variable, S_ϕ is the source term determined by the chemical kinetics of the process, nonlinear effects of thermal radiation, interfacial interaction as well as by the multi-stage character of chemical reactions.

RESULTS AND DISCUSSION

Fig.2 shows three-dimensional temperature distributions characterizing the thermal behavior of the pulverized-coal flow in the combustion chamber for the two studied modes of supply of air mixture (direct-flow and vortex). Compared to using the direct-flow method of supplying the air mixture, the average temperature of the furnace chamber of the BKZ-75 boiler during the vortex method of supplying the air mixture increases both the central section 991.6°C. This is due to the vortex nature of the flow, providing maximum convective transport and an increase in the residence time of coal particles in the furnace chamber of the BKZ-75 boiler.

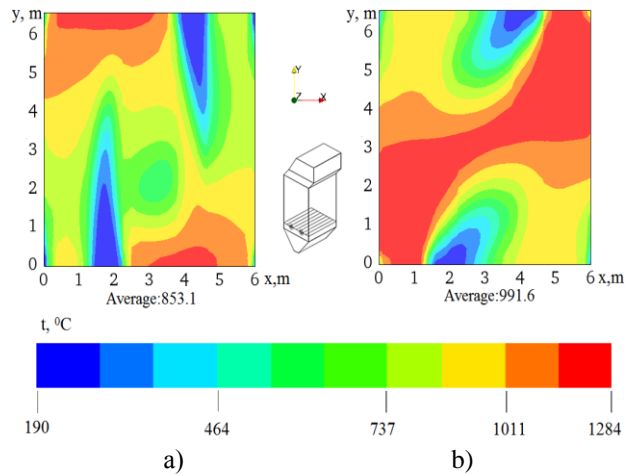


Fig.2. Distribution of the temperature in the burner section ($z=4$) of the combustion chamber of the boiler BKZ-75 during emergency mode: a) direct-flow method of supplying air mixture; b) the vortex method of supplying air mixture

Fig.3 presents a comparative analysis of the distribution of the average temperature along the height of the combustion chamber for the two studied modes. We observe an increase in the zone of maximum temperatures (curve 1) with the vortex method of supplying the air mixture (curve 2). The temperature at the outlet of the combustion chamber in this case is less than with the direct-flow method of supplying the air mixture and its value is 836°C versus 847°C. The temperature at the outlet of the combustion chamber (base version) is confirmed by experimental data at TPPs and

theoretical value calculated by the method of CBTI (Central Boiler-and-Turbine Institute) for direct-flow supplying of air mixture [41-42].

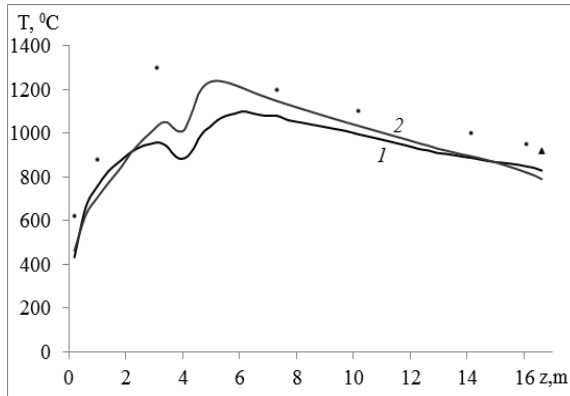


Fig.3. Distribution of the temperature T along the height of the combustion chamber of the BKZ-75 boiler in emergency mode:1- direct-flow method of supplying air mixture; 2- vortex method of supplying air mixture; ● experimental data at TPPs [41]; ▲ - is theoretical values obtained by the method of thermal calculation[42]

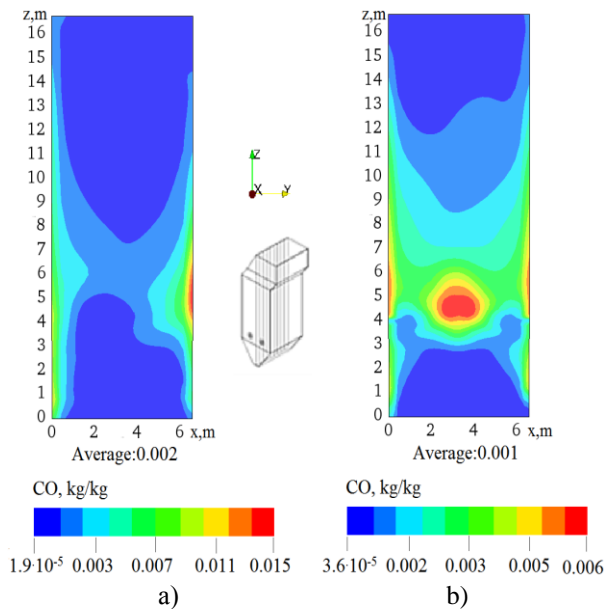


Fig.4. Distribution of carbon monoxide CO in the central sections ($x=3$) of the furnace chamber of the boiler BKZ-75 in emergency mode:a) direct-flow method of supplying air mixture; b) the vortex method of supplying air mixture

Fig.4 illustrates the distribution of carbon monoxide CO in central section of the combustion chamber of the BKZ-75 boiler. An analysis of the figure shows that with a direct-flow method of supplying an air mixture, the average values of the concentration of carbon monoxide CO in the central longitudinal sections ($x=3$) are 0.002 kg/kg, while

with a vortex method of supplying an air mixture, the minimum average values of the concentration of carbon monoxide CO are observed – 0.001 kg/kg. It can be noted that the maximum values of the concentration of carbon monoxide CO are observed in the region where the burner devices are located, and at the outlet from the combustion chamber its concentration decreases. The concentration of carbon monoxide CO at the outlet of the combustion chamber is $5.2 \cdot 10^{-4}$ kg/kg for direct-flow method of supplying air mixture, and $3.4 \cdot 10^{-4}$ kg/kg for the vortex method of supplying the mixture. This is confirmed by Fig.5, which shows the curves of the distribution of the concentration of carbon monoxide CO over the height of the combustion chamber of the BKZ-75 boiler for the two studied cases.

Fig.5 illustrates the distribution of concentrations carbon monoxide CO in different sections of the combustion chamber of the BKZ-75 boiler.

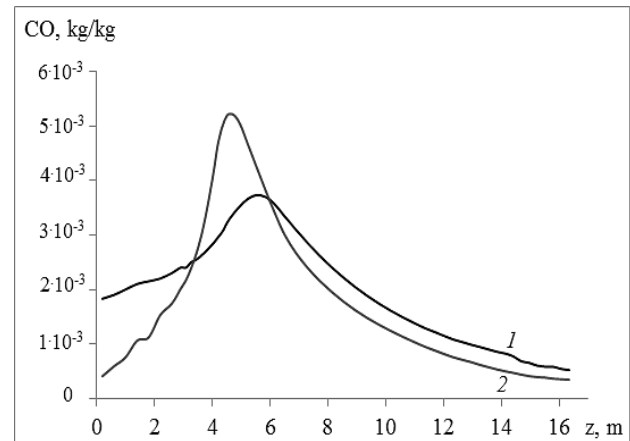


Fig.5. Distribution of the concentration of carbon monoxide CO along the height of the combustion chamber of the BKZ-75 boiler in emergency mode:1- direct-flow method of supplying air mixture; 2- vortex method of supplying air mixture

The concentration distributions of nitrogen dioxide NO₂ in central sections of the combustion chamber are shown in Fig.6. An analysis of these figures shows that the main gas formation of nitrogen dioxide NO₂ occurs in the area of propagation of flows from the burners. Intensive mixing of fuel and oxidizing agent created by turbulent flows of injected aerosol mixtures near the burners, as well as the high temperature in the torch core, create favorable conditions for the formation of nitrogen dioxides. In this area, the concentration of nitrogen dioxide NO₂ reaches its average values is equal to 791 mg/nm³ with a

direct-flow method of supplying air mixture, and 852 mg/nm^3 with a vortex method of delivering an air mixture.

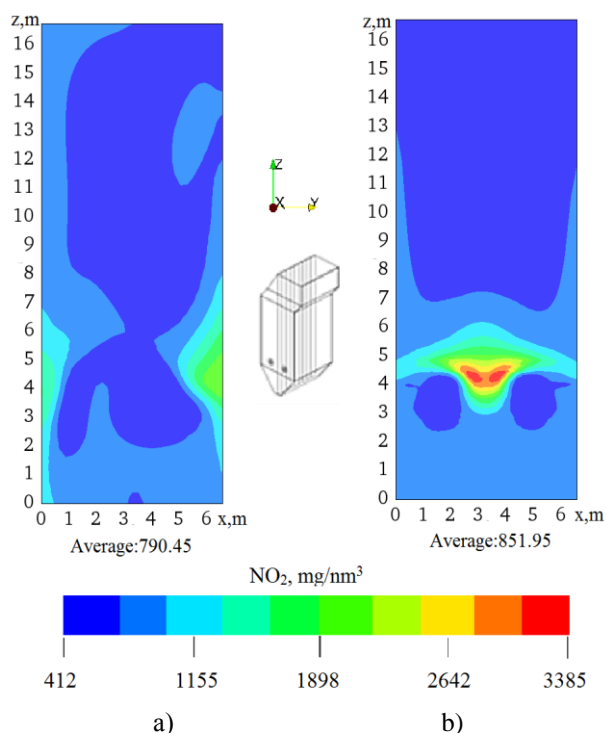


Fig. 6. Distribution of nitrogen dioxide NO_2 in the central sections ($x=3$) of the furnace chamber of the boiler BKZ-75 in emergency mode: a) direct-flow method of supplying air mixture; b) the vortex method of supplying air mixture

Fig.7 shows a graph of distribution of nitrogen dioxide NO_2 along the height of the combustion chamber of the BKZ-75 boiler in emergency mode for the two studied modes of supply of air mixture (direct-flow and vortex).

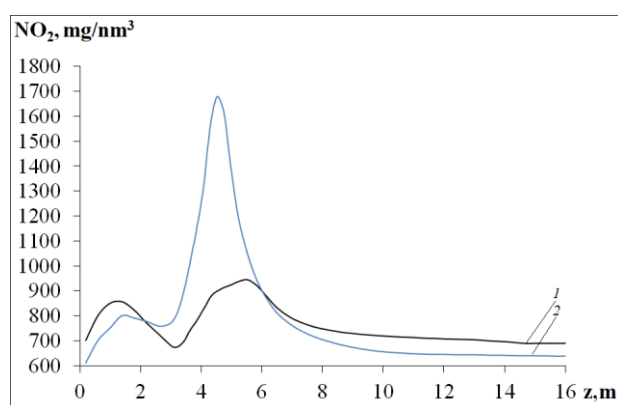


Fig.7. Distribution of nitrogen dioxide NO_2 along the height of the combustion chamber of the BKZ-75 boiler in emergency mode: 1- direct-flow method of supplying air mixture; 2- vortex method of supplying air mixture

We see that the use of the vortex method of supplying air mixture leads to a decrease in the total concentration of nitrogen dioxide NO_2 at the outlet from the furnace space and amounts to 638 mg/Nm^3 (curve 1), and for the direct-flow method of supplying air mixture 688 mg/Nm^3 (curve 2).

CONCLUSIONS

The results of computational experiments are presented: temperature fields T , concentration fields of carbon oxides CO and nitrogen dioxide NO_2 over the entire volume of the combustion chamber and their comparative analysis for the two studied modes of supply of air mixture (direct-flow and vortex). Based on the results of studies on **emergency mode** of burner devices, the following conclusions can be drawn:

- The use of vortex burners in the combustion chambers of coal-fired TPPs can significantly optimize the combustion process of low-grade high-ash coals and significantly reduce emissions of harmful substances (NO_2 and CO) into the environment.
- The vortex method of supplying air mixture into the burner devices of the combustion chamber leads to a decrease in temperature T , the concentration of carbon oxides CO and nitrogen oxides NO at the outlet of the combustion chamber.
- At the outlet carbon monoxide CO and nitrogen dioxide NO_2 concentrations are less than the maximum permissible concentration (MPC) accepted in Kazakhstan. Thus, we can conclude that the vortex method of supplying air mixtures in the combustion chambers of energy boilers significantly improves the environmental performance of thermal power plants.

ACKNOWLEDGEMENTS

This work has been supported financially by the Ministry of Education and Science of the Republic of Kazakhstan No.AP09261161 and No.AP08857288.

REFERENCES

- [1] H. Muller, R. Leithner Combustion of low-rank coals in furnaces of Kazakhstan coal-firing power plants. *VDI Berichte*, 497-502 (2007).
- [2] M. Beketayeva, Z. Gabitova, A. Bekmukhamet Control harmful emissions concentration into the atmosphere of megacities of Kazakhstan Republic. *International conference on Future Information Engineering, Beijing, Peoples China*, **10**, 252-258 (2014). DOI: 10.1016/j.ieri.2014.09.085.

- [3] M.T. Beketayeva, S.A. Bolegenova, et al. Computational method for investigation of solid fuel combustion in combustion chambers of a heat power plant. *High Temperature*, **53**(5), 751-757 (2015).
- [4] Sh. Ospanova, S. Bolegenova, A. Ergalieva 3D modeling of heat and mass transfer during combustion of solid fuel in BKZ-420-140-7C combustion chamber of Kazakhstan. *Journal of Applied Fluid Mechanics*, **9**(12), 699-709 (2016). DOI:10.18869/acadpub.jafm.68.225.22881.
- [5] S.A. Bolegenova, A.B. Syzdykov Investigation of the different Reynolds numbers influence on the atomization and combustion processes of liquid fuel. *Bulgarian Chemical Communications*, **50**, 68-77 (2018).
- [6] A.S. Askarova, et al. Processes of heat and mass transfer in furnace chambers with combustion of thermochemically activated fuel. *Thermophysics and Aeromechanics*, **26**(6), 925-937, (2019).
- [7] V.Maximov, S.A. Bolegenova, M.T. Beketayeva Numerical experimenting of combustion in the real boiler of CHP. *International J. of Mechanics*, **7**(13), 343-352 (2013).
- [8] Z. Gabitova, A. Yergaliyeva, Zh. Shortanbayeva Simulation of the aerodynamics and combustion of a turbulent pulverized-coal flame. *Proc. of 4th International Conference on Mathematics and Computers in Sciences and in Industry (MCSI 2017). Corfu Island, Greece*, 92-97 (2017).
- [9] A. Georgiev, Zh.T. Baizhuma, A.O. Nugymanova The use of a new "clean" technology for burning low-grade coal in on boilers of Kazakhstan TPPs. *Bulgarian Chemical Communications*, **50**, 53-60 (2018).
- [10] S.A. Bolegenova, S. Ospanova, Z. Gabitova Investigation of turbulence characteristics of burning process of the solid fuel in BKZ 420 combustion chamber. *WSEAS Transactions on Heat and Mass Transfer*, **9**, 39-50 (2014).
- [11] S. Bolegenova, et al. Numerical modeling of burning pulverized coal in the combustion chamber of the boiler PK 39. *News of the national academy of sciences of the Republic of Kazakhstan-series physico-mathematical*, **2**(312), 58-63 (2017).
- [12] M. Buchmann, A. Askarova Structure of the flame of fluidized-bed burners and combustion processes of high-ash coal. *Proceedings of 18th Dutch-German Conference on Flames, VDI Berichte*, **1313**, 241-244 (1997).
- [13] P. Safarik, V. Maximov Investigation of heat and mass transfer processes in the combustion chamber of industrial power plant boiler. Part 2. Distribution of concentrations of O₂, CO, CO₂, NO. *J. Applied and Computational Mechanics*, **12**, 127-138 (2018).
- [14] R. Manatbayev, N. Mazhrenova 3D modelling of heat and mass transfer processes during the combustion of liquid fuel, *Bulgarian Chemical Communications*, **48**, 229-235 (2016).
- [15] A.S. Askarova, Z.K. Shortanbayeva On the effect of the temperature boundary conditions on the walls for the processes of heat and mass transfer. *International J. Mechanics*. **10**, 349-355 (2016).
- [16] R. Leithner, H. Muller, A. Askarova CFD code FLOREAN for industrial boilers simulations. *WSEAS Transactions on Heat and Mass Transfer*, **4**(4), 98-107 (2009).
- [17] S.A. Bolegenova, E.I. Heierle CFD study of harmful substances production in coal-fired power plant of Kazakhstan. *Bulgarian chemical communications*, **48**, 260-265 (2016).
- [18] A.S. Askarova, Yu.V. Maximov 3D-modelling of Kazakhstan low-grade coal burning in power boilers of thermal power plant with application of plasma gasification and stabilization technologies. *J. of Physics: Conference Series*, **1261-1**, 12-22 (2019) DOI:10.1088/1742-6596/1261/1/012022.
- [19] V.E. Messerle, I.V. E.I. Karpenko, Optimization of the combustion of power station coals using plasma technologies. *J. Thermal Engineering*, **51**(6), 488-493 (2004).
- [20] R. Leithner, A. Nugymanova Computational modeling of heat and mass transfer processes in combustion chamber at power plant of Kazakhstan. *MATEC Web of Conferences*, **76**, 06001. (2016).
- [21] Z. Gabitova, S. Ospanova Using 3D modeling technology for investigation of conventional combustion mode of BKZ-420-140-7C combustion chamber. *J. of Engineering and Applied Sciences*, **9**(1), 24-28 (2014). DOI: 10.3923/jeasci.2014.24.28.
- [22] V.E. Messerle, A.S. Askarova, A.B. Ustimenko Reduction of noxious substance emissions at the pulverized fuel combustion in the combustor of the BKZ-160 boiler of the Almaty heat electro power station using the "Overfire Air" technology. *Thermophysics and Aeromechanics*, **23**(1), 125-134 (2016). <https://doi.org/10.1134/S0869864316010133>.
- [23] V. E. Messerle, V. Yu. Maksimov, A.B. Ustimenko et al. Numerical simulation of the coal combustion process initiated by a plasma source. *Thermophysics and Aeromechanics*, **21**(6), 747-754 (2014).
- [24] A.S. Askarova, P. Safarik, M.T. Beketayeva Modern computing experiments on pulverized coal combustion processes in boiler furnaces. *News of the national academy of sciences of the Republic of Kazakhstan-series Physico-mathematical*, **6**(322), 5-14 (2018).
- [25] R.K. Manatbayev, Sh.S. Ospanova, V.Yu. Maximov, The computational study of heat and mass transfer processes at combustion of pulverized Kazakh coal in real conditions of

- energy objects. *Bulgarian Chemical Communications*, **50**, 61-67 (2018).
- [26] A. Askarova, P. Safarik 3D computer simulation of heat and mass transfer processes to improve the energy efficiency of combustion chambers. *Bulgarian Chemical Communications*, **51**(F), 11-18 (2019).
- [27] P. Safarik, V.Yu. Maximov, S.A. Bolegenova 3D modeling of combustion thermochemical activated fuel. *News of the national academy of sciences of the Republic of Kazakhstan-series physico-mathematical*, **2**(324), 9-16 (2019).
- [28] A.S. Askarova, S.A. Bolegenova, M.T. Beketayeva Modeling of heat mass transfer in high-temperature reacting flows with combustion. *J. High Temperature*, **56**(5), 738-743 (2018).
- [29] P. Safarik, S.Bolegenova, A.Nugymanova Simulation of low-grade coal combustion in real chambers of energy objects. *J. Acta Polytechnica*, **59**(2), 98-108 (2019). DOI:10.14311/AP.2019.59.0098.
- [30] A.S. Askarova, et al. Numerical research of aerodynamic characteristics of combustion chamber BKZ-75 mining thermal power station. *Procedia Engineering*, **42**, 1250-1259 (2012). DOI:10.1016/j.proeng.2012.07.507.
- [31] P. Safarik, A.S. Askarova, et al. 3-D modeling of the aerodynamics and heat transfer process during the combustion of solid fuel in a swirl furnace. *J. Acta Polytechnica*, **59**(6), 543-553 (2019).
- [32] P. Safarik, V.Y. Maximov, A. Nugymanova, et al. 3D modeling of heat transfer processes in the combustion chamber boiler of thermal power plant. *News of the national academy of sciences of the Republic of Kazakhstan-series physico-mathematical*, **6**(328), 5-13 (2019).
- [33] P. Safarik, S.A. Bolegenova, et al. Optimization of the solid fuel combustion process in combustion chambers in order to reduce harmful emissions. *News of the national academy of sciences of the Republic of Kazakhstan-series physico-mathematical*, **6**(328), 34-42 (2019).
- [34] A.S. Askarova, S.A. Bolegenova, V.Y. Maximov, et al. Mathematical simulation of pulverized coal in combustion chamber. *Procedia Engineering*, **42**, 1150-1156 (2012). DOI:10.1016/j.proeng.2012.07.507.
- [35] S.A. Bolegenova, Z. Gabitova Three-dimensional modeling of heat and mass transfer during combustion of low-grade Karaganda coal. 22nd International Congress of Chemical and Process Engineering. *CHISA 2016 and 19th Conference on Process Integration, Modelling and Optimization for Energy Saving and Pollution Reduction, Press 2016*, 1102, (2016).
- [36] M.T. Beketayeva A.S. Askarova, S.A. Bolegenova 3D modeling of the aerodynamics and heat transfer in the combustion chamber of the BKZ-75 boiler of the Shaktinsk cogeneration plant. *Thermophysics and Aeromechanics*, **26-2**, 295-311 (2019).
- [37] M.T. Beketayeva, S.A. Bolegenova, et al. Influence of boundary conditions to heat and mass transfer processes. *International J. of Mechanics*, **10**, 320-325 (2016).
- [38] S. Bolegenova, A.E. Boranbayeva Mathematical modeling of heat and mass transfer in the presence of physical chemical processes. *Bulgarian Chemical Communications*, **48**(E2), 272-277 (2016).
- [39] Bedikhan K., Application of 3D modelling for solving the problem of combustion coal-dust flame. *Bulgarian Chemical Communications*, **48**(E2), 236-241 (2016).
- [40] P. Safarik, A. Yergalieva Numerical investigation of heat and mass transfer processes in the combustion chamber of industrial power plant boiler. Part 1 flow field, temperature distribution, chemical energy distribution. *Applied and Computational Mechanics*, **11**(2), 115-128, (2017).
- [41] B.K. Alijarov, and M.B. Alijarova Combustion of Kazakh coals in thermal power stations and large-power boiler houses. Almaty, 2012.
- [42] Thermal calculation of boilers (normative method). Publishing House AOOT "NCPO Central Boiler-and-Turbine Institute", 1998.